



Immersive Model 6.5HD2-AW-L-70V

Description:

The 6.5HD2-AW-L-70V consists of a pair of 6.5HD-AW-L-70V loudspeakers configured as a coupled splayed array to produce more output (+6db) and more vertical control for longer throw distances and greater intelligibility. Shipped as shown and pre-wired for single channel operation. Includes high-performance custom built 70 volt 100 watt toroid transformers providing low insertion loss and linear response for use when long wire runs or distributed audio is a requirement. The compact, trapezoidal all weather, molded composite enclosure with an "IP-65" rating, has been designed with unique waveguides delivering excellent dispersion and fidelity.



Landscape Mounting System (BKT-6.5LB) includes ground stake with "Pan & Tilt" bracket (Included)

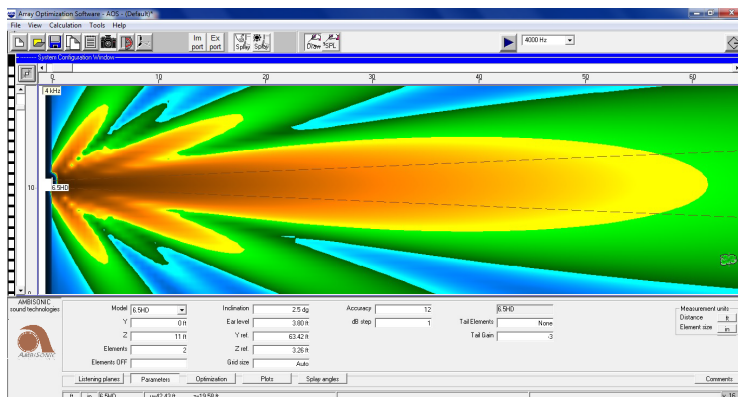


Featuring a 6" Planar Magnetic Ribbon and a 6.5" woofer in a true coaxial configuration producing perfectly symmetrical coverage pattern and lower distortion due to the alignment's acoustic filter effect. Evenly dispersed, audiophile-quality sound even at the highest output levels.

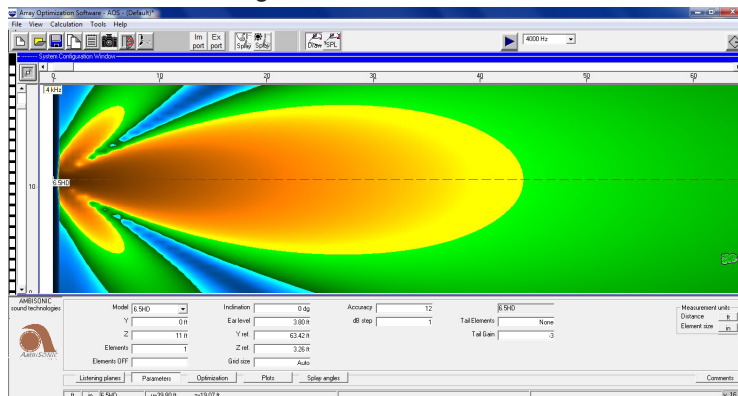
70 volt 100 watt custom toroid transformer



6.5HD2-AW-L-70V coupled splayed array: SPL / Distance



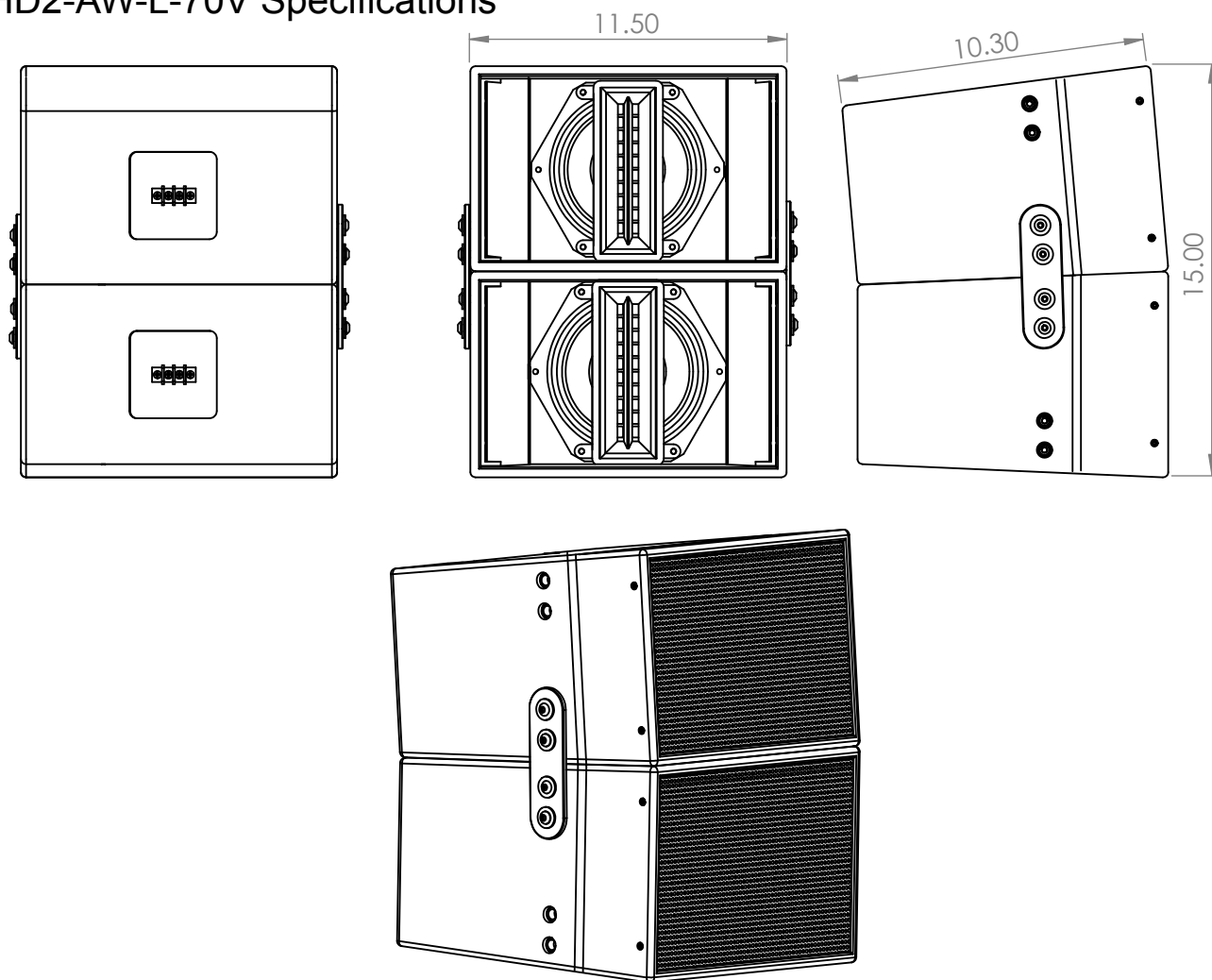
Single 6.5HD: SPL / Distance



Features:

- Ultra-fast transient response and higher instantaneous peak level for faithful signal reproduction and improved dynamic range
- Wide Horizontal dispersion for excellent stereo imaging and larger listening area
- Well controlled vertical dispersion reduces floor and ceiling reflections and yields longer listening distances
- Robust, molded urethane composite enclosure for permanent outdoor installations (IP-65 per IEC529)
- All weather, water-proof drive components
- Unique woofer and ribbon wave guides for better dispersion and fidelity
- Galvaneal, powder coated steel grill with reticulated foam
- Stainless steel and powder coated hardware
- 70 volt 100 watt custom toroid transformer for use when long wire runs / distributed audio is a requirement

6.5HD2-AW-L-70V Specifications



System Type	2 box coupled splayed array Hybrid Coaxial, ribbon, woofer, two-way full range
Driver Components	2 x 6" ribbon driver + 2 x 6.5" composite cone woofer (All Weather)
Frequency Response	50 Hz - 20 kHz (-10db) 78hz – 20khz +/- 3db
Maximum SPL	115db Continuous, 121db Peak
System coverage	110-degree horizontal, 40-degree vertical (averaged from 1k to 8k)
Sensitivity, 1m/2.83V	95 dB
Power Handling	200W AES, 400W Program, 800W Peak
Recomended Amplifier Power	200 W - 800W (FTC) @ 4 Ohms
Rated Impedance	4 Ohms nominal, 3.4 ohms min @ 160hz
Crossover	Passive, custom (1500hz)
Input Connectors	4ft. x 14ga. Pigtail
Enclosure	All Weather molded composite sealed trapezoid
Mounting (Included)	Universal Mount
Dimensions, (H x W x D)	15" (38cm) x 11.5" (29.21cm) x 11.3" (28.7cm)
Weight, net / shipping	45.6Lbs (20.4kg) / 51.6Lbs (23.1kg)
Warranty	Limited 3-year warranty



6.5HD2-AW-L-70V Directivity

